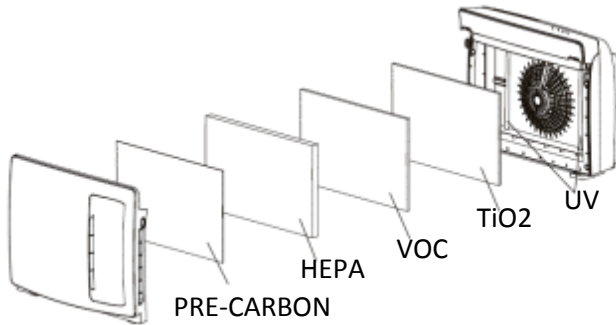







# AIR PURIFIER QUICK START GUIDE

AP170W / AP400W

Your air purifier is fully assembled, but the internal filters are packaged for shipping and must be unwrapped and reinstalled before use. Make sure all filters are included and installed in the correct order before use.



## Controls and Basic Operation

	POWER – Turn unit on and off.
	FAN – Select fan speed, Low (L), Medium (M), or High (H).
	TIMER – Set timer to turn off air purifier after 1-7 hours.
	FILTER – Reset filter indicator after changing air purifier's filter.
	UV – Activate UV function to destroy mold, viruses, and bacteria.

For full operation and safety information, please read the owner's manual that accompanies this product. For further assistance, contact Luma Comfort at 1-866-737-6390 or visit our website at [www.LumaComfort.com](http://www.LumaComfort.com).

**luma** ● ● ●<sup>TM</sup>  
comfort